

ABACUS Datasheet

avolution

The enterprise architecture tool that transforms with you

The more you use ABACUS, the smarter it gets, adapting to your enterprise's needs and delivering increasing value. ABACUS transforms your data workload into actionable insights, helping teams build roadmaps, engage stakeholders, and make faster, data-driven decisions. With cloud-based catalogs for seamless collaboration, machine learning and no-code algorithms to speed up data management, and visually rich dashboards to highlight key insights, ABACUS makes it easy to optimize processes. Dynamic Graph View and visual filtering let you spot dependencies and impacts in real time. Available as a browser-based SaaS or on-premise solution.

Features

Best-in-class Modeling and Roadmapping

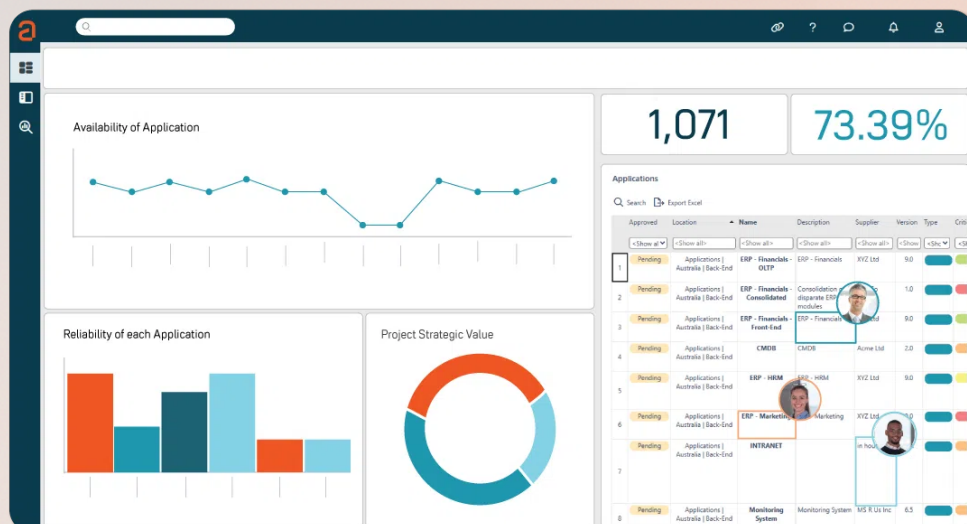
- Model business, application and technology layers.
- Compose and edit diagrams in-browser. Involve architects and other modelers (PMO, BPM). Use smart search to avoid duplication. Set diagramming guardrails to maintain consistency.
- Use interactive Gantt Charts to quickly and easily track timelines, key dates for projects, technology, risks etc.
- Create projects from over 100 industry frameworks incl TOGAF 10 and 9.x, ArchiMate, BPMN, BIAN, SABSA, NIST, PCF.
- Adjust frameworks using "drag and drop", and modify metamodels with new types, attributes and notations.
- Analyze scenarios by comparing current state and multiple future state architectures. Use visual filtering to assess impacts.

Powerful Real-Time Collaboration

- Collaborate with data owners by sharing and editing lists, dashboards and diagrams. Embed editable dashboards in intranets or send to colleagues using emailed links. Comment and tag contributors for feedback on portlets and dashboards.
- Secure access with SSO, AD integration and MFA available.
- Data-owners can manage lists of assets themselves & start discussions via comments and tagging directly from their dashboards. Permissions (edit permission, required, enforced, optional) and audit trails ensure data-fidelity.
- Large teams can work easily on a shared repository across locations and time-zones, reducing workloads and delays.

Discover how ABACUS accelerates EA outcomes

Book your free demo: www.avolutionsoftware.com



Data-Driven Enterprise Architecture

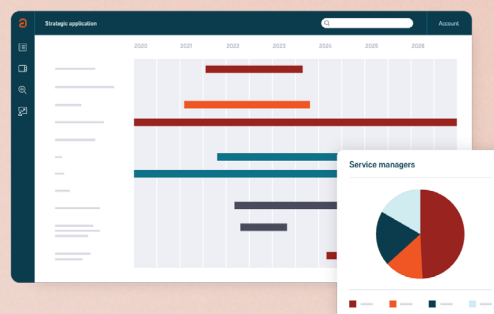
- Run scenario and trade-off analysis by comparing current & future states.
- Set up "metrics-at-a-glance" KPI portlets in stakeholder dashboards. Automate calculation of key technical and business metrics.
- Monitor business change with algorithms: Calculate Cost, ROI, NPV, Risk, Performance, Reliability, Cloud Readiness and more.
- Filter visually with one click to understand dependencies and effect. E.g. Filter for cost, risk, processes being redesigned or application location. Gain an instant view of second order effects across all views & diagrams.
- Build analytics tailored to your business with No-Code Algorithms (a drag-and-drop UI). Calculations can be as simple as a "sum" function or include multiple steps: Subtract, Multiply, Divide, Min, Max, Average, Count, Powers, Aggregation, Attribution. Eg. Attribute application dates to processes, or the cost of an application to the department which uses it.
- Fill in missing or incomplete data using Machine Learning Intelligence. Upload spreadsheets or pull-in other data, and watch as ABACUS predicts values in empty cells. Accept or clear proposed values using confidence scores to guide you.

Integrate Data in Minutes

- Import, export or roundtrip existing company data quickly from Excel, Visio, CMDBs etc. Import Visio, UML, BPMN or other diagrams and flowcharts.
- Leverage up-to-date data by adding further pre-built integrations (see the "Seamless Integrations" section of this datasheet).

Communicate with Rich, Dynamic Visualizations

- Translate business strategy into effective enterprise change.
- Report with interactive visualizations and responsive dashboards. Use one-click visual filters to zero in on subsets of data, with selections reflected in all diagrams, charts, treemaps & catalogs.
- Generate roadmaps: Gantt charts, IT lifecycles and other artifacts.
- Explore enterprise relationships and dependencies with Graph View.
- Share pre-filtered dashboards with stakeholders to socialize important information and gather feedback.
- Use diagram auto-layout to easily change between circular, radial, hierarchical, orthogonal, and series-parallel options.
- Design reports and export to Word, PDF, and Excel etc. Export diagrams to image formats including PNG, JPG, and SVG.



- ABACUS provides a readable and writeable REST API with a stateless protocol, simplifying external integrations.
- Future proof systems: our repository will adapt and adjust to your changing technology and evolving requirements.

Seamless Integrations Providing Full Flexibility

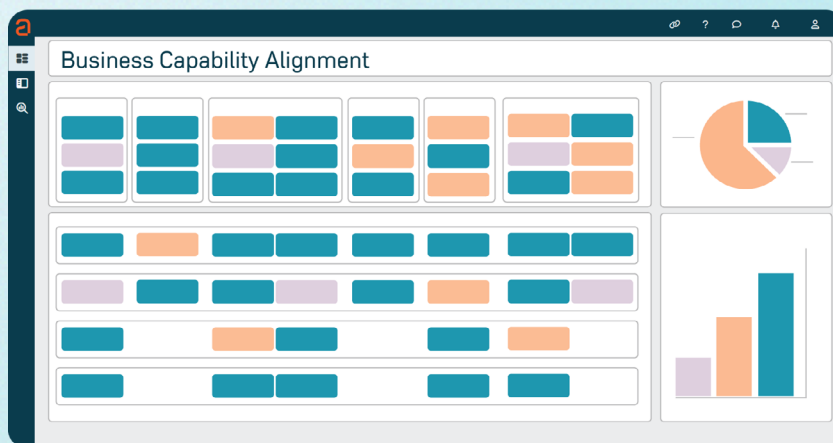
Avolution supports architects, modelers and business users with a broad range of styles to get started quickly and achieve their goals.

With these adapters and integrators, users can import or map to company data from SharePoint and Google Sheets. They can leverage current data from ServiceNow or other sources to ensure models stay accurate and up-to-date.

Enterprise Architecture Use-Cases

ABACUS is a fully-provisioned modeling and architecture environment, supporting all standard use cases:

- Roadmapping
- Digital Strategy & Transformation
- Cloud Architecture & Migration
- Application Rationalization
- Solution Architecture
- Cybersecurity Architecture
- Technical Debt Management
- IT & Financial Analysis (Cost, Risk, etc.)
- Business Process Modeling (BPMN)
- Business Architecture
- Collaborative Data Management
- Data Privacy & Governance



ABACUS in the Cloud

Enjoy complete access to your enterprise architecture from your browser:

- Collaborate simultaneously in the cloud and ensure the right information gets to the right people at the right time.
- Model using your favorite frameworks incl. TOGAF, ArchiMate and BPMN – in your browser.
- Zero client install and configuration. Compatible with any HTML5 browser.
- Design metamodels, run analytics, plan your enterprise roadmaps.
- Use simple 'drag and drops' through the browser user interface.



Avolution are proud to be recognized as a Leader in the Gartner Magic Quadrant and Peer Insights. ABACUS has also received highest scores for all use-cases in Gartner's Critical Capabilities for Enterprise Architecture Tools.

Contact us at sales@avolutionsoftware.com for a one-on-one demo with one of our ABACUS experts. Alternatively, please visit our website www.avolutionsoftware.com

User License Types

Feature Comparison

ABACUS Features & Functionality	ABACUS User Types		
	COLLABORATOR	EDITOR	MODELER
DASHBOARDS			
View online dashboards incl. digital operations, KPIs, timelines. Use filtering to zero in on data	✓	✓	✓
Commenting and tagging to engage relevant stakeholders and information owners in the discussion	✓	✓	✓
Embed dashboards in digital workplace environments and collaboration tools	✓	✓	✓
Edit data via online dashboards		✓	✓
CATALOGS			
Export, view, sort and filter catalogs	✓	✓	✓
Create catalogs* : drive decisions by selecting property subsets and connected components to uncover insights		✓	✓
Easily import, edit and add data in browser-based catalogs		✓	✓
Machine learning and AI for data completion and prediction		✓	✓
DIAGRAMMING & VISUALIZATIONS			
View diagrams, visualizations, charts, matrices etc.	✓	✓	✓
Use Gantt Charts for monitoring timelines , key dates for projects, technology lifecycles, risks etc.	✓	✓	✓
Navigate through your interconnected database with Graph View (Dependency and Impact Analysis)	✓	✓	✓
Drill down into data with heatmaps for granular level information	✓	✓	✓
Collaborate on diagrams and visualizations		✓	✓
Create and edit online visualizations* including use of custom shape libraries (AWS, Azure, etc.)			✓
Create and edit online diagrams in browser view			✓
Build scenario-based views and toggle between architectural states (past, present, future)			✓

*Config must be enabled

Learn more about [ABACUS Success Packages](#) on our website